

polytouch® passport 32" (PP32) Configuration overview

**polytouch® passport 32"
Single**

**polytouch® passport 32"
Single**
incl. wood paneling and dispenser unit

**polytouch® passport 32"
Wallmount**



polytouch® passport 32" (PP32) Configuration overview

**polytouch® passport 32"
Twin**



PP32 cover

Brand options

- Customer specific
- Coating **AND**
- Printing

PP32 belly

Peripheral options

- Card reader **AND/OR**
- Microphone **AND/OR**
- Payment module **AND/OR**
- Printer **AND/OR**
- RFID **AND/OR**
- Scanner

Brand options

- Customer specific
- Coating **AND**
- Labeling

PP32 inlay

Brand options

- Customer specific
- Coating **AND**
- Printing

**polytouch® passport 32"
Twin**

incl. wood paneling and dispenser units



PP32 cover (real wood)

Brand options

- Customer specific
- Printing

PP32 belly

Peripheral options

- Card reader **AND/OR**
- Microphone **AND/OR**
- Payment module **AND/OR**
- Printer **AND/OR**
- RFID **AND/OR**
- Scanner

Brand options

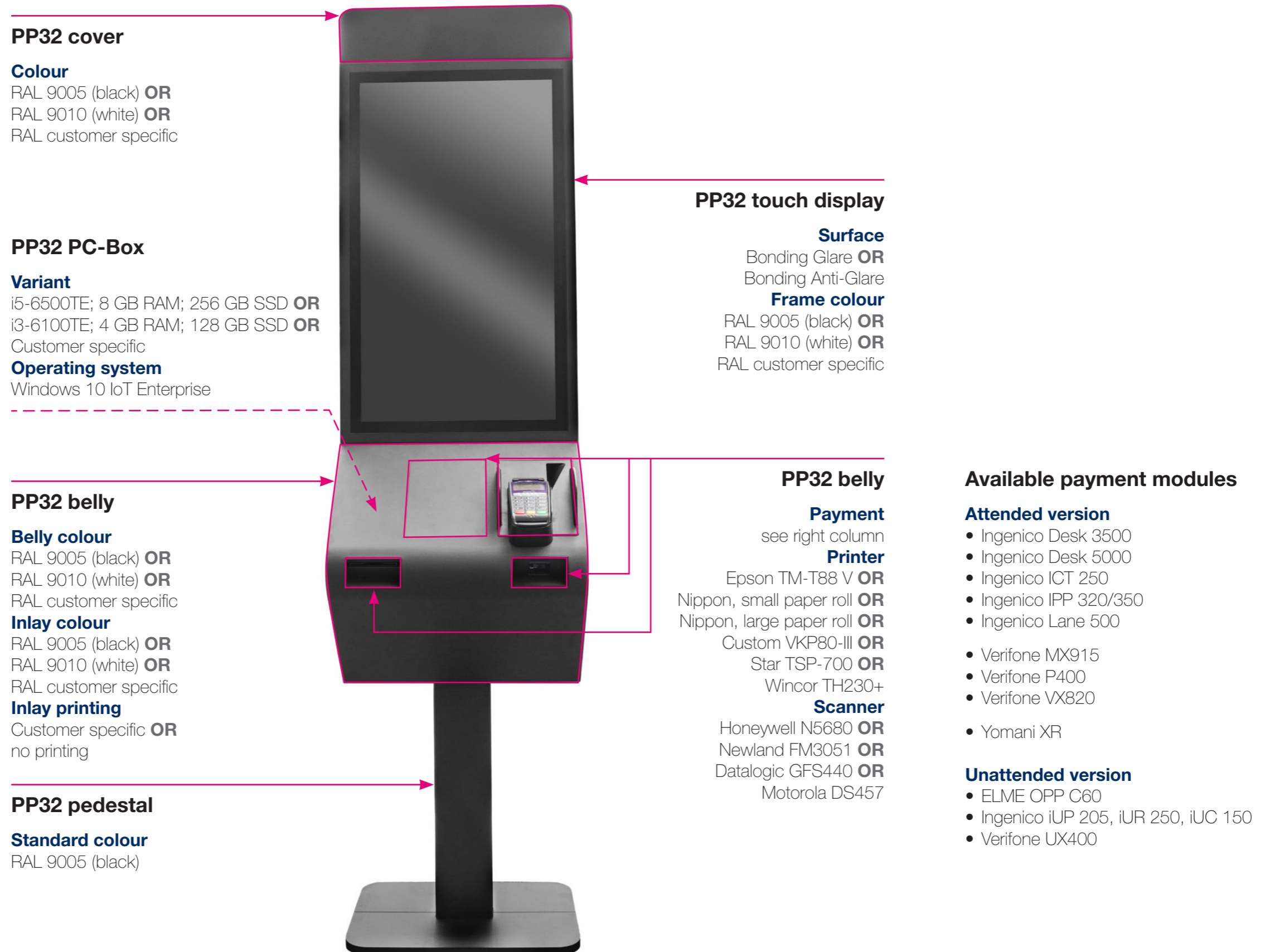
- Customer specific
- Coating **AND**
- Labeling

PP32 inlay

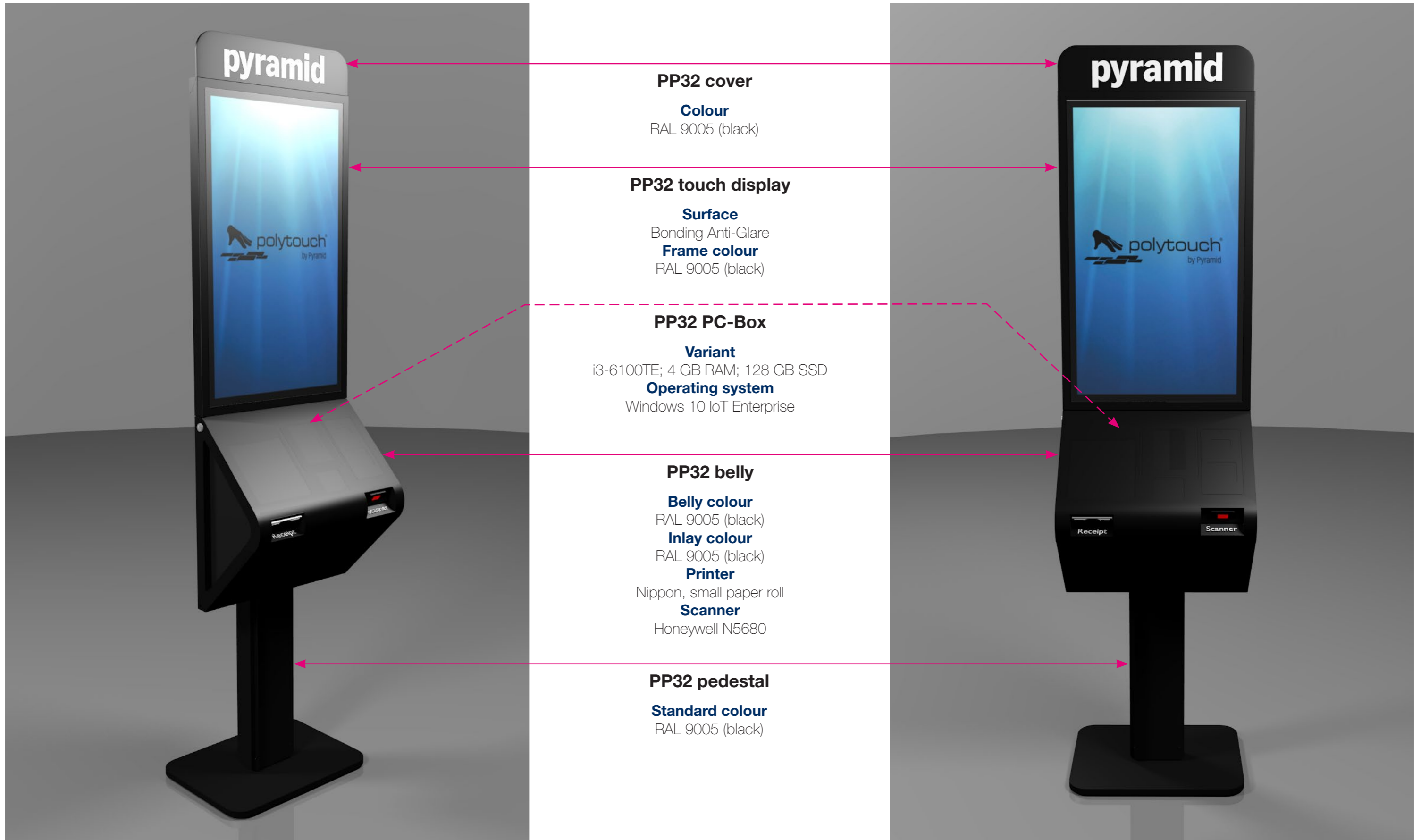
Brand options

- Customer specific
- Printing

polytouch® passport 32" (PP32) Configuration overview



polytouch® passport 32" (PP32) Basic configuration

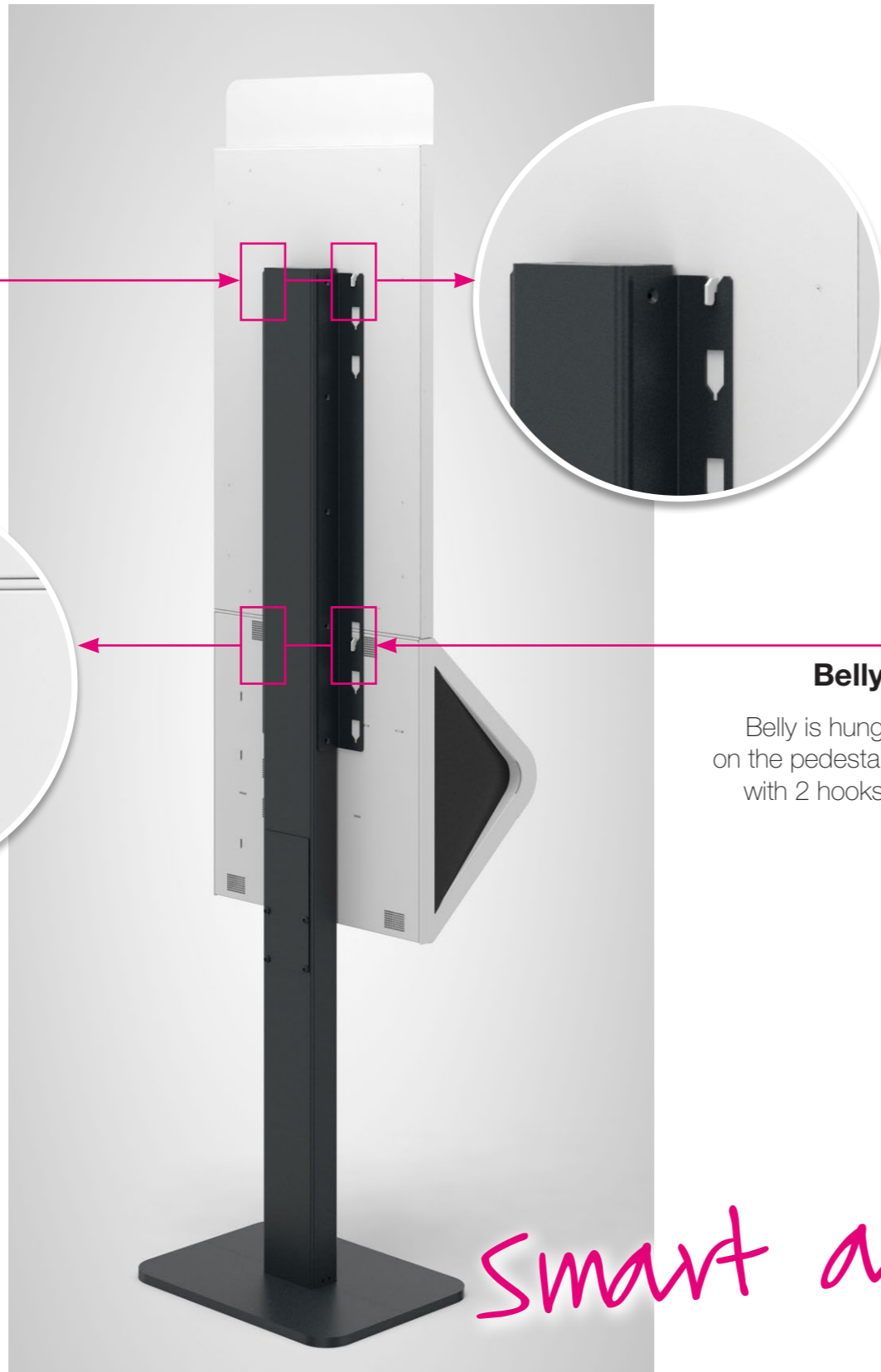


polytouch® passport 32" (PP32) Mounting options

polytouch® passport 32" Pedestal

Display

Display is hung on the pedestal with 2 hooks



Belly

Belly is hung on the pedestal with 2 hooks

Smart and simple!

polytouch® passport 32" Wallmount

Display

Display is hung on mounting plate with 2 hooks



Belly

Belly is hung on mounting plate with 2 hooks